

관심사 묻고 답하기

A: What are you interested in?

B: I'm interested in baseball.

A Get Ready

1 Look and check. What club do you want to join?




2 Listen and choose. What is the boy interested in?

He is interested in (cooking / photography).

B Listen and Match

What are the girl and her brother interested in?


1.



2.



a.



b.



c.



Sound Tip

다음을 듣고 밑줄 친 부분의 발음에 유의하여 따라 해 봅시다.

look

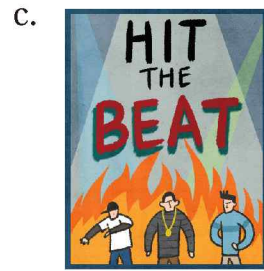


interest

brother

listening

C Listen and Speak

1 Which show will the boy watch? 🎧



2 Listen again and fill in the blank. Practice the dialogue. 🎧🗣️



What are you interested in?

I'm interested in _____.



D Talk Together

Write down your interests and talk with your partner. What are you both interested in? 🗣️🗣️

I'm
interested in ...
e.g. games

We are both
interested in ...
e.g. social media

My partner
is interested in ...
e.g. music

e.g.

A: What are you interested in?

B: I'm interested in games and social media. What about you?

A: I'm interested in music and social media.

B: We are both interested in social media.

허락 요청하고 답하기

A: May I take a picture here?

B: Yes, you may. / No, you may not.

A Get Ready

1 Look and think. What may you do and not do on a bus?



2 Listen and write. What does the boy want to do?

He wants to _____ on the bus.

B Listen and Choose

Which is NOT a rule at the concert?

Please do not ...

- a. record the music.
- b. take pictures of the band.
- c. take pictures in front of the hall.



다음을 듣고 끝부분의 억양이 올라가면 /를, 내려가면 \를 표시해 봅시다.

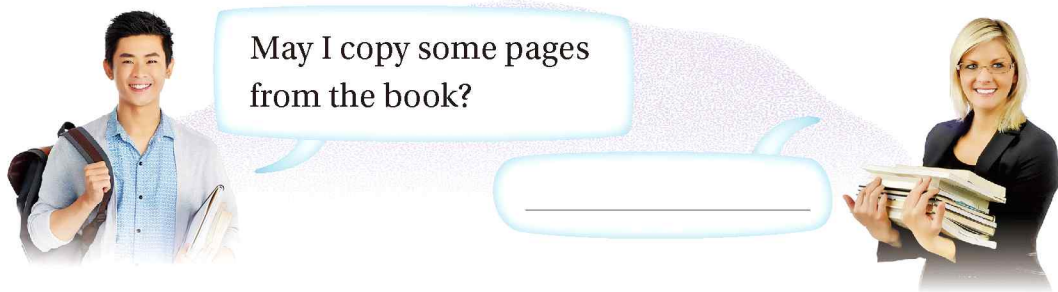
- 1. May I take pictures of the band?
- 2. What can I do for you?

C Listen and Speak



1 Check the correct information. 

The speakers are ...	The boy needs a book for ...	The boy may not ...
<input type="checkbox"/> at a library	<input type="checkbox"/> an art project	<input type="checkbox"/> copy pages from the book
<input type="checkbox"/> at a bookstore	<input type="checkbox"/> a science report	<input type="checkbox"/> share pages online

2 Listen again and fill in the blank. Practice the dialogue.  



D Talk Together

What may students do and not do in the class? Role-play with your partner.  



e.g.

A: May I eat snacks now?

B: Yes, you may.

B: No, you may not.

Useful Expressions

eat snacks

wear my cap

drink some water

use my smartphone

허락 요청에 거절할 때 "I'm sorry, but you can't."라는 표현도 사용할 수 있어요.

Speaking Tip